



**KALOJI NARAYANA RAO UNIVERSITY OF HEALTH SCIENCES: TELANGANA
WARANGAL - 506 002**

**BRIDGE COURSE IN CERTIFICATE PROGRAM IN COMMUNITY
HEALTH EXAMINATION NOTIFICATION, SEPTEMBER 2025**

Lr.No:132/KNRUHS/Exams/Notifications/2025

Dated:08.09.2025

Sub: - KNRUHS – Exams – Conducting of Examination for Bridge Course in Certificate Program in Community Health for BAMS MLHPs in the month of September, 2025 – Issue of Notification - Reg.

Ref: - Orders of the Vice – Chancellor, Dated:08.09.2025

This notification is issued for registration of candidates to appear for Bridge Course in Certificate Program in Community Health Examination for BAMS MLHPs on **28th September 2025**.

Eligibility to appear for Examination, September 2025:

- The BAMS students selected as BAMS MLHPs and undergone training and completed the Certificate Program in Community Health at designated study centers in Districts are eligible to appear for the ensuing examination.

Registration Link:

The Registration link to apply for the exam:

<https://knruhs.ezytest.in/Account/StudentRegistration?examCode=BAM>

The link will be active from 11.09.2025 to 18.09.2025

EXAMINATION TIME-TABLE

Sl.No	Date	Day	Subject	Time
1	28.09.2025	SUNDAY	PAPER – I (70 MARKS)	2:00 PM to 5:00 PM (3 HOURS)
			PAPER- II (70 MARKS)	

Note :

- Examination shall be conducted in Computer Based (Online) mode and consists of Multiple-Choice Questions.
- All the questions will be of one best / correct response type having four alternatives.
- Each answer with correct response shall be awarded one mark.
- There is no negative mark for incorrect response.
- Zero mark will be given for the questions not answered.
- Choose the most appropriate answer.

The Details of the Centre shall be provided in the Hall Ticket.

The eligible candidate shall download the hall ticket through online from 22.09.2025 from the link provided above.

HELP DESK NUMBER:

For technical problems: +91 - 9490823776



**Controller of Examinations
KNRUHS, TG, Warangal**

To
The Commissioner of Health
& Family Welfare, Telangana

}

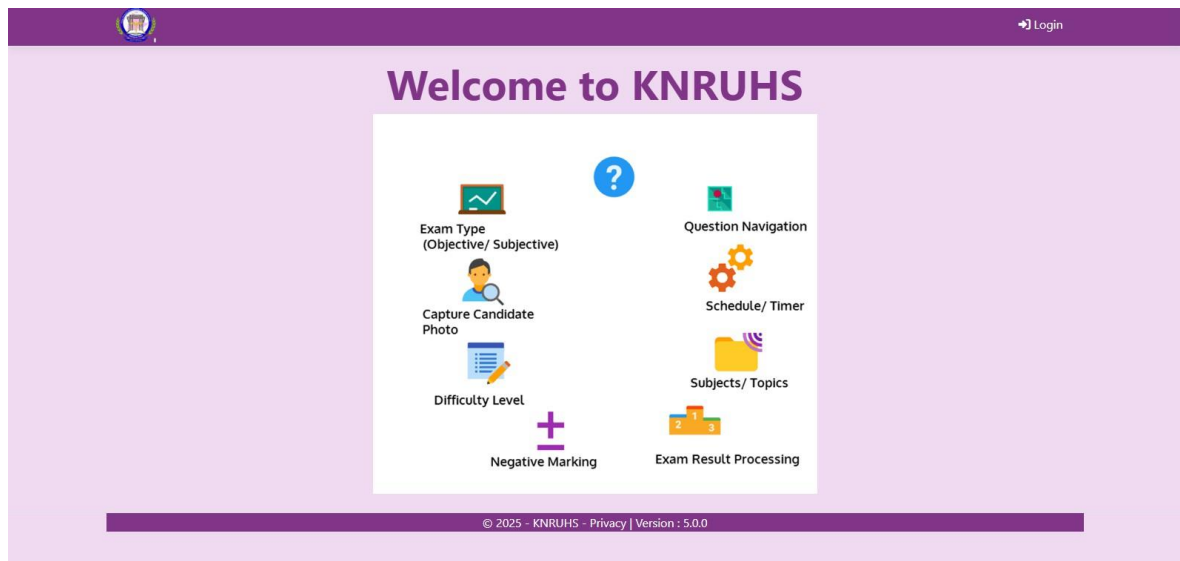
With a request to circulate among the students/District training center heads concerned to display in the notice board.

Copy to:

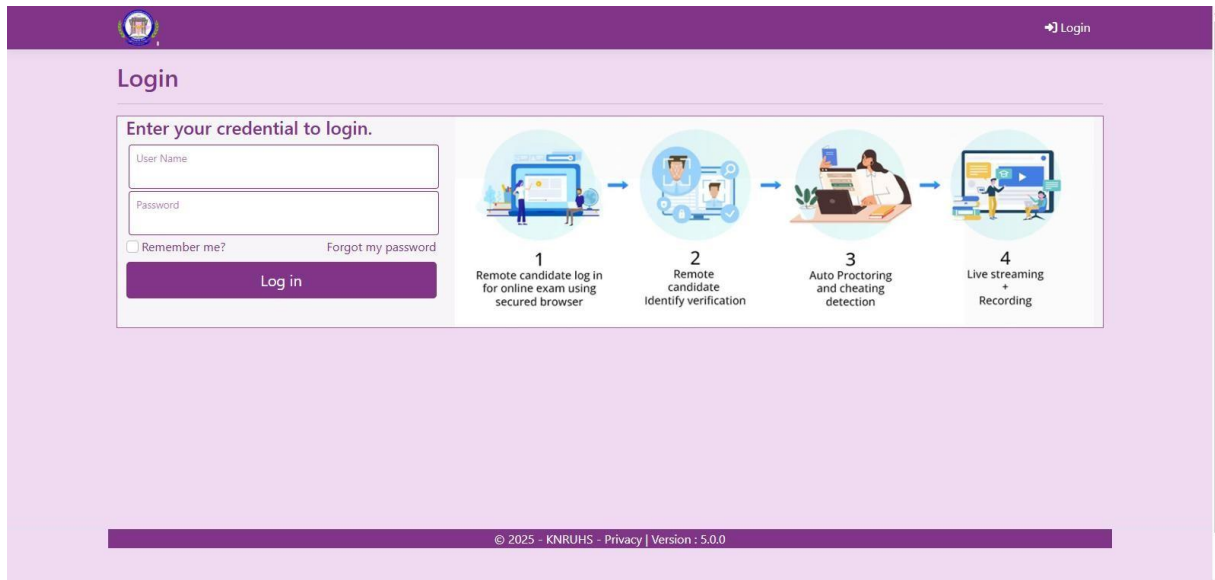
1. The Joint Registrar, Academic Wing, KNRUHS
2. The Finance Officer, KNRUHS
3. PS to Vice Chancellor/ PA to Registrar, KNRUHS
4. Helpdesk, KNRUHS

Procedure to apply online for the exam:

By Default, the application will open as shown below,



Click on **Login** Button, and log in as **Super Admin**



The login page features a purple header with a logo and a 'Login' link. The main content area is light purple and contains a login form and a four-step process diagram. The form includes fields for 'User Name' and 'Password', a 'Remember me?' checkbox, a 'Forgot my password' link, and a 'Log in' button. The diagram illustrates the remote candidate login process: 1. Remote candidate log in for online exam using secured browser, 2. Remote candidate identify verification, 3. Auto Proctoring and cheating detection, and 4. Live streaming + Recording. The footer contains the copyright notice: © 2025 - KNRUHS - Privacy | Version : 5.0.0

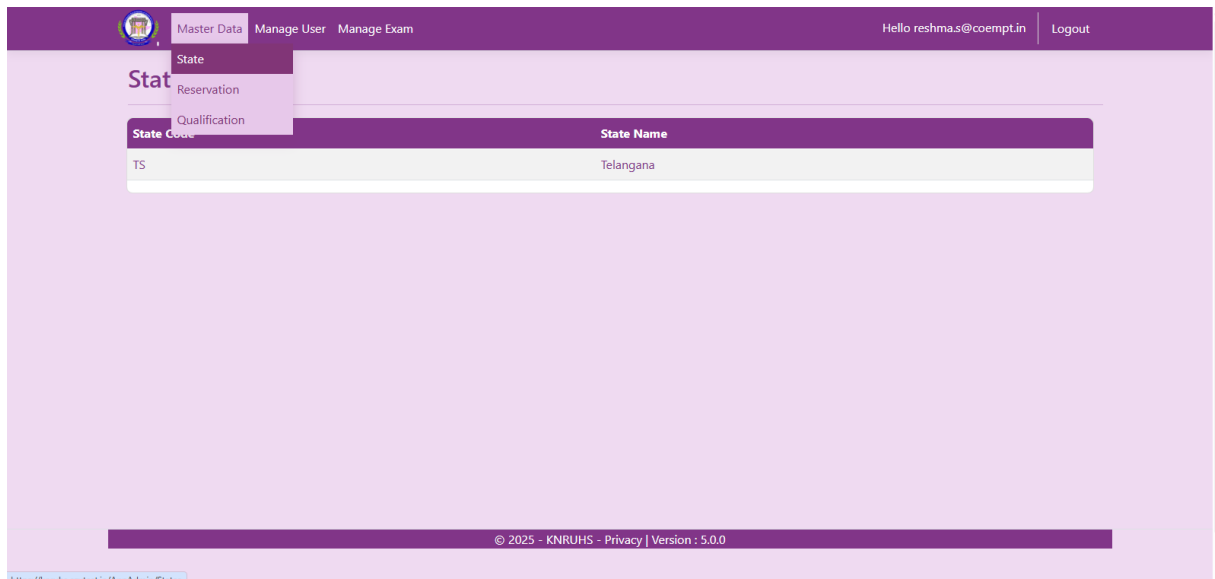
Super Admin Flow

Master Data

Reservation Categories

Admin can manage reservation categories, which get populated in the candidate form. The following are the screens of the reservation categories.


Log in as Super Admin -> Navigate to **Master Data** Main Menu -> Under **State** Sub Menu



The screenshot shows the 'Master Data' section with a sub-menu for 'State'. The 'State' sub-menu is expanded, showing 'Reservation' and 'Qualification'. The 'Reservation' sub-menu is selected, displaying a table of reservation categories. The table has two columns: 'State Code' and 'State Name'. The first row shows 'TS' for 'Telangana'. The footer contains the copyright notice: © 2025 - KNRUHS - Privacy | Version : 5.0.0

State Code	State Name
TS	Telangana

Flow: Login as Super Admin -> Navigate to **Master Data** Main Menu -> Click on **Reservation** Sub Menu -> Show the Reservation Categories List Screen with the **Add Category** button.


[Master Data](#)
[Manage User](#)
[Manage Exam](#)

Hello reshmas@coempt.in
[Logout](#)

State

Reservation

Qualification

+ Add Category

Reservation Categories

Category Code	Category	Actions
c1	oc	Edit
c2	Bc-B	Edit
c3	Bc-A	Edit
c4	Bc-C	Edit
c5	Bc-D	Edit
c6	Bc-E	Edit
c7	Sc	Edit
c8	St	Edit
c9	General	Edit
c10	Economically Weaker Sections (EWS)	Edit

© 2025 - KNRUHS - Privacy | Version : 5.0.0

Click **Add Category** button to add a new reservation category.


[Master Data](#)
[Manage User](#)
[Manage Exam](#)

Hello reshmas@coempt.in
[Logout](#)

Reservation Categories


Category Code *
NC

Category Name *
No caste

✓ Add New Category

✕ Cancel

Click the **Cancel** button to close the add category option, and click the **Add New Category** Button to add a new category. Click on the **Edit** link of the respective record you want to update as mentioned below.


[Master Data](#)
[Manage User](#)
[Manage Exam](#)

Hello reshmas@coempt.in
[Logout](#)

Reservation Categories

Category Code *
c1

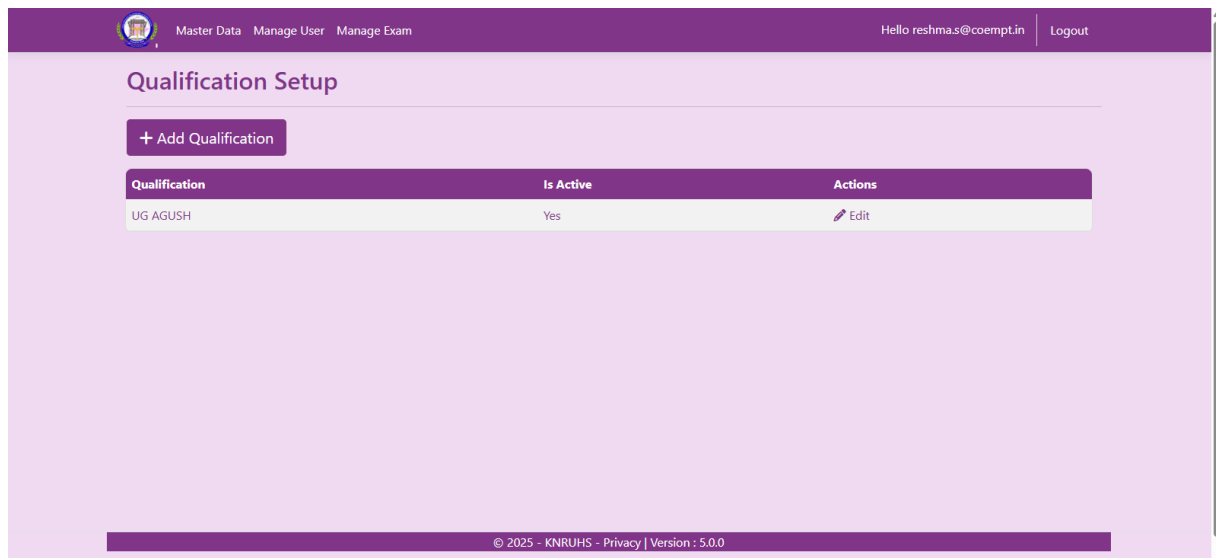
Category Name *
oc

✓ Update Category

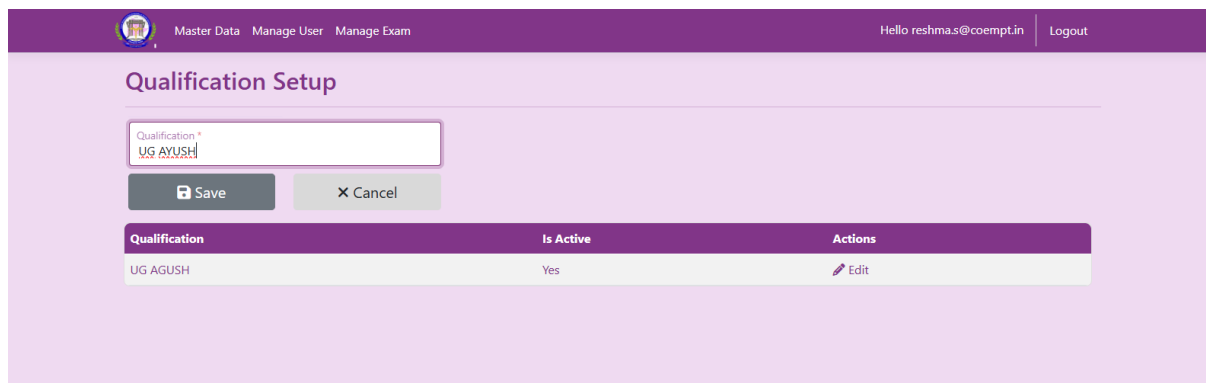
✕ Cancel

Category Code	Category	Actions
c1	oc	Edit
c2	Bc-B	Edit
c3	Bc-A	Edit
c4	Bc-C	Edit
c5	Bc-D	Edit

Flow: Login as Super Admin -> Navigate to **Master Data** Main Menu -> Click on **Qualification** Sub Menu, It will show list of qualifications along with the **Add Qualification** button



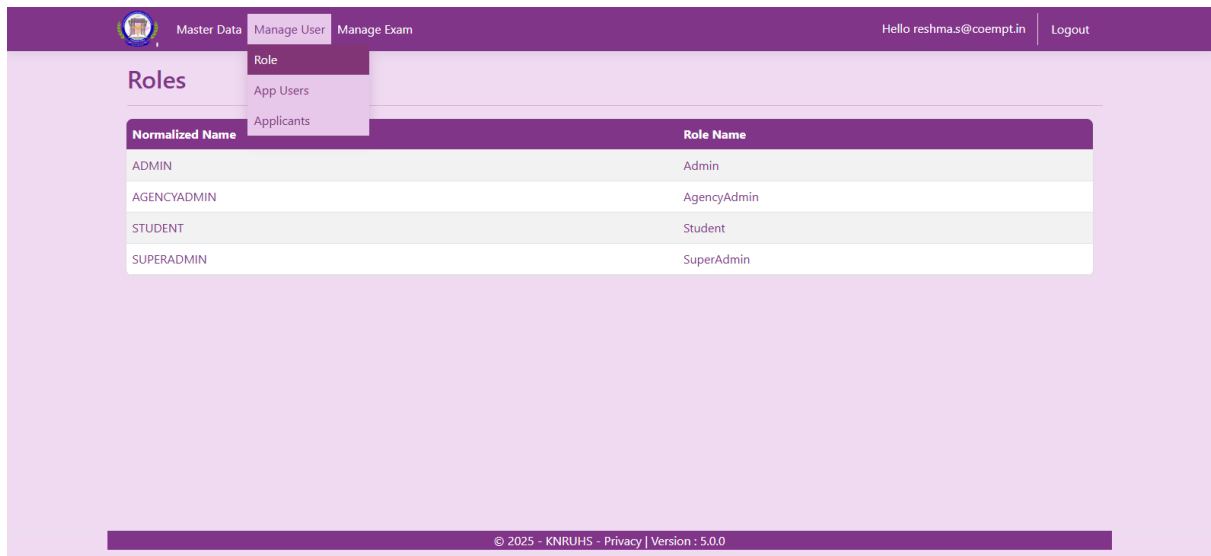
Click on the **Edit** link for the existing Qualification, it opens with the existing qualification name with **Save** and **Cancel** buttons. Click on the Cancel button, pop-up window will close.



Do some changes as per the user's requirements, on Qualification, and click on the **Save** button; the changes will save.



Flow: Login as Super Admin -> Navigate to **Manage User** Main Menu -> Click on **Role** Sub Menu



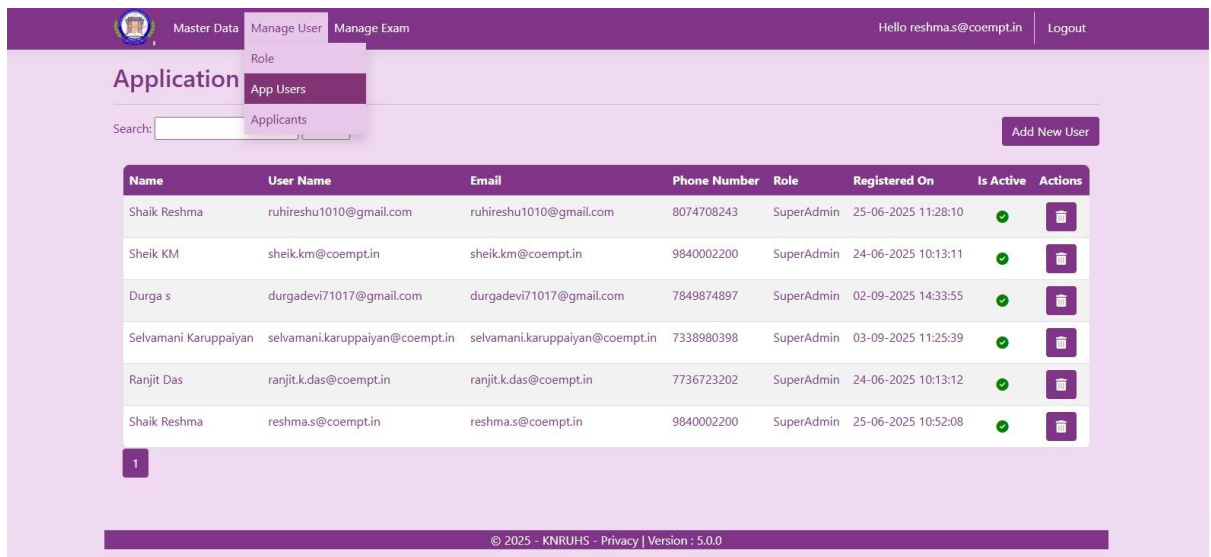
Roles

Normalized Name	Role Name
ADMIN	Admin
AGENCYADMIN	AgencyAdmin
STUDENT	Student
SUPERADMIN	SuperAdmin

© 2025 - KNRUHS - Privacy | Version : 5.0.0

Flow: Login as Super Admin -> Navigate to **Manage User** Main Menu -> Click on **App Users** Sub Menu.

It will list the existing user's data as follows



Application User

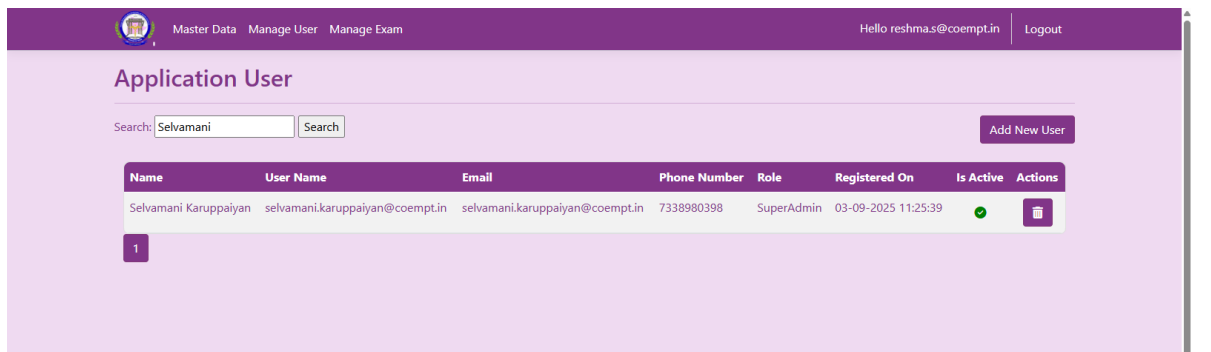
Search:

Name	User Name	Email	Phone Number	Role	Registered On	Is Active	Actions
Shaik Reshma	ruhreshu1010@gmail.com	ruhreshu1010@gmail.com	8074708243	SuperAdmin	25-06-2025 11:28:10	✓	
Sheik KM	sheik.km@coempt.in	sheik.km@coempt.in	9840002200	SuperAdmin	24-06-2025 10:13:11	✓	
Durga s	durgadevi71017@gmail.com	durgadevi71017@gmail.com	7849874897	SuperAdmin	02-09-2025 14:33:55	✓	
Selvamani Karuppaiyan	selvamani.karuppaiyan@coempt.in	selvamani.karuppaiyan@coempt.in	7338980398	SuperAdmin	03-09-2025 11:25:39	✓	
Ranjit Das	ranjit.k.das@coempt.in	ranjit.k.das@coempt.in	7736723202	SuperAdmin	24-06-2025 10:13:12	✓	
Shaik Reshma	reshma.s@coempt.in	reshma.s@coempt.in	9840002200	SuperAdmin	25-06-2025 10:52:08	✓	

1

© 2025 - KNRUHS - Privacy | Version : 5.0.0

Perform a Search with the user name, it will list the particular user data alone as follows:



Application User

Search:

Name	User Name	Email	Phone Number	Role	Registered On	Is Active	Actions
Selvamani Karuppaiyan	selvamani.karuppaiyan@coempt.in	selvamani.karuppaiyan@coempt.in	7338980398	SuperAdmin	03-09-2025 11:25:39	✓	

1

Click on **Delete** button, confirmation pop-up will be appears, and click on **OK** user will be remove from the system.

knruhs.ezytest.in/AppAdmin/Users

Application User

Search:

knruhs.ezytest.in says
Are you sure you want to delete this item?

Name	User Name	Email	Phone Number	Role	Registered On	Is Active	Actions
Shaik Reshma	ruhireshu1010@gmail.com	ruhireshu1010@gmail.com	8074708243	SuperAdmin	25-06-2025 11:28:10		
Sheik KM	sheik.km@coempt.in	sheik.km@coempt.in	9840002200	SuperAdmin	24-06-2025 10:13:11		
Durga s	durgadevi71017@gmail.com	durgadevi71017@gmail.com	7849874897	SuperAdmin	02-09-2025 14:33:55		
Selvamani Karuppaiyan	selvamani.karuppaiyan@coempt.in	selvamani.karuppaiyan@coempt.in	7338980398	SuperAdmin	03-09-2025 11:25:39		
Ranjit Das	ranjit.k.das@coempt.in	ranjit.k.das@coempt.in	7736723202	SuperAdmin	24-06-2025 10:13:12		
Shaik Reshma	reshma.s@coempt.in	reshma.s@coempt.in	9840002200	SuperAdmin	25-06-2025 10:52:08		

1

© 2025 - KNRUHS - Privacy | Version : 5.0.0

Master Data Manage User Manage Exam Hello reshmas@coempt.in Logout

Application User

User deleted successfully.

Search:

Name	User Name	Email	Phone Number	Role	Registered On	Is Active	Actions
Shaik Reshma	ruhireshu1010@gmail.com	ruhireshu1010@gmail.com	8074708243	SuperAdmin	25-06-2025 11:28:10		
Sheik KM	sheik.km@coempt.in	sheik.km@coempt.in	9840002200	SuperAdmin	24-06-2025 10:13:11		
Selvamani Karuppaiyan	selvamani.karuppaiyan@coempt.in	selvamani.karuppaiyan@coempt.in	7338980398	SuperAdmin	03-09-2025 11:25:39		
Ranjit Das	ranjit.k.das@coempt.in	ranjit.k.das@coempt.in	7736723202	SuperAdmin	24-06-2025 10:13:12		
Shaik Reshma	reshma.s@coempt.in	reshma.s@coempt.in	9840002200	SuperAdmin	25-06-2025 10:52:08		

1

© 2025 - KNRUHS - Privacy | Version : 5.0.0

Click on **Add New User**. A User Details pop-up will appear, and fill in all the required data.

The screenshot shows the 'Application User' management page. A 'User Details' pop-up form is open in the center, containing fields for First Name, Middle Name, Last Name, Email, Phone Number, and Role. The 'Add New User' button is visible in the top right corner of the page. The background shows a table of existing users.

Name	User Name
Shaik Reshma	ruhreshu1010@gmail.com
Sheik KM	sheik.km@coempt.in
Selvamani Karuppayan	selvamani.karuppayan@coempt.in
Ranjit Das	ranjit.k.das@coempt.in
Shaik Reshma	reshma.s@coempt.in

Role	Registered On	Is Active	Actions
perAdmin	25-06-2025 11:28:10	✓	[Icon]
perAdmin	24-06-2025 10:13:11	✓	[Icon]
perAdmin	03-09-2025 11:25:39	✓	[Icon]
perAdmin	24-06-2025 10:13:12	✓	[Icon]
perAdmin	25-06-2025 10:52:08	✓	[Icon]

Click on the **Role dropdown** and choose the role. Then, click on the **Save** button. The data will be stored and the user will be created.

The screenshot shows the 'Application User' management page with the 'User Details' pop-up form open. The 'Role' dropdown menu is expanded, showing options: Super Admin, Admin, and Agency Admin. The 'Save' button is visible at the bottom of the form. The background shows the same table of existing users as the previous screenshot.

Name	User Name
Shaik Reshma	ruhreshu1010@gmail.com
Sheik KM	sheik.km@coempt.in
Selvamani Karuppayan	selvamani.karuppayan@coempt.in
Ranjit Das	ranjit.k.das@coempt.in
Shaik Reshma	reshma.s@coempt.in

Role	Registered On	Is Active	Actions
perAdmin	25-06-2025 11:28:10	✓	[Icon]
perAdmin	24-06-2025 10:13:11	✓	[Icon]
perAdmin	03-09-2025 11:25:39	✓	[Icon]
perAdmin	24-06-2025 10:13:12	✓	[Icon]
perAdmin	25-06-2025 10:52:08	✓	[Icon]

Master DataManage UserManage Exam

Hello reshma.s@coempt.inLogout

Application User

Search: Search

Name	User Name
Shaik Reshma	ruhireshu1010@gmail.com
Sheik KM	sheik.km@coempt.in
Selvamani Karuppaiyan	selvamani.karuppaiyan@coempt.in
Ranjit Das	ranjit.k.das@coempt.in
Shaik Reshma	reshma.s@coempt.in

1

Add New User

User Details

First Name *
Durga

Middle Name

Last Name *
Devi S

Email *
durgadevi71017@gmail.com

Phone Number *
+91-7848798459

Role *
Super Admin

Save

Cancel

Name	Registered On	Is Active	Actions
perAdmin	25-06-2025 11:28:10	✓	
perAdmin	24-06-2025 10:13:11	✓	
perAdmin	03-09-2025 11:25:39	✓	
perAdmin	24-06-2025 10:13:12	✓	
perAdmin	25-06-2025 10:52:08	✓	

© 2025 - KNRUHS - Privacy | Version : 5.0.0

Master DataManage UserManage Exam

Hello reshma.s@coempt.inLogout

Application User

Search: Search

Add New User


Name	User Name	Email	Phone Number	Role	Registered On	Is Active	Actions
Shaik Reshma	ruhireshu1010@gmail.com	ruhireshu1010@gmail.com	8074708243	SuperAdmin	25-06-2025 11:28:10	✓	
Durga Devi S	durgadevi71017@gmail.com	durgadevi71017@gmail.com	7848798459	SuperAdmin	03-09-2025 17:59:05	✓	
Sheik KM	sheik.km@coempt.in	sheik.km@coempt.in	9840002200	SuperAdmin	24-06-2025 10:13:11	✓	
Selvamani Karuppaiyan	selvamani.karuppaiyan@coempt.in	selvamani.karuppaiyan@coempt.in	7338980398	SuperAdmin	03-09-2025 11:25:39	✓	
Ranjit Das	ranjit.k.das@coempt.in	ranjit.k.das@coempt.in	7736723202	SuperAdmin	24-06-2025 10:13:12	✓	
Shaik Reshma	reshma.s@coempt.in	reshma.s@coempt.in	9840002200	SuperAdmin	25-06-2025 10:52:08	✓	

1

Add New User

© 2025 - KNRUHS - Privacy | Version : 5.0.0

Flow: Login as Super Admin -> Navigate to **Manage User** Main Menu -> Click on **Applicants** Sub Menu.


Master Data
Manage User
Manage Exam

Hello reshmas@coemtp.in
Logout

Applicant List

Search

Search...

Search

Select Exam:

- Select Exam -

Download Report

Send Certificates

18 In-progress


4 Submitted

15 Paid

48 Registered

Exam Name	Application No	Registration No	Applicant Name	Last Test Login On	Status	Actions
avansh	2525I00000031	25I25AP000026	akakhh vh	31-07-2025 03:20 PM	ExamInProgress	+ Actions
avansh	2525I00000030	25I25AP000025	akakk v	31-07-2025 03:14 PM	ExamInProgress	+ Actions
avansh	2525I00000033	25I25AP000028	akai i	31-07-2025 04:33 PM	ExamSubmitted	+ Actions
avansh	2525I00000032	25I25AP000027	akewre v	31-07-2025 03:50 PM	ExamSubmitted	+ Actions
avansh	2525I00000034	25I25AP000029	akai y	NA	Submitted	+ Actions
BAMS	25BAM00000078	BAM25TS000018	kranthi kumar	NA	Paid	+ Actions
BAMS	25BAM00000073	BAM25TS000013	Shivakumar Akula	NA	Paid	+ Actions
BAMS	25BAM00000074	BAM25TS000014	Rahul Dommati	NA	Registration	+ Actions























Flow: Login as Super Admin -> Navigate to **Manage Exam** Main Menu -> Click on **Examination Center** Sub Menu. This will display a list of all existing Examination Centers.


Master Data
Manage User
Manage Exam

Hello reshmas@coemtp.in
Logout

Examination Center

Add New Exam Center

Examination	Center Code	Center Name	Total Seat Limit	Allotted Seats	Available Seats	Address	City	PinCode	State	Actions
ZSI - avansh	ava234	avatest	15	5	10	abcd, xyz	Nellore	524004		 
BAM - BAMS	KNR-01	KNR-BAMS	156	6	150	Suraram, Telangana	Telangana	500055		 
BA1 - BAMS Paper-1	KNR-01	KNR-BAMS	156	8	148	Suraram, Hyderabad	Hyderabad	500055		 
BA2 - BAMS Paper-2	KNR-02	KNR-BAMS	156	1	155	Suraram, Hyderabad	Hyderabad	500055		 
CS1 - Com Sci	KNR01	KNR	40	1	39	Suraram, Hyderabad	Hyderabad	500055		 
DE1 - demo	mr01	MRVCET	150	1	149	Suraram, Hyderabad	Hyderabad	500055		 
G00 - Line	line00	Gtest	20	14	6	lgh, op	Nellore	524004		 
MR2 - Mann shaik	man0012	Manncentre	18	3	15	abc, xyzl	Nellore	524004		 
MR2 - Mann shaik	ksjs233	man111	15	4	11	nlr, nlr	Nellore	524004		 
MR2 - Mann shaik	tg231	tgshaik	15			nepal, bihar	Nellore	524004		 
ME1 - ME1	KNR02	KNR	50			Suraram, Hyderabad	Hyderabad	500055		 

© 2025 - KNRUHS - Privacy | Version : 5.0.0

To delete an existing exam center, click on the **Delete** icon. When you confirm by clicking **OK** in the pop-up, the selected exam center will be removed from the list.

To update an existing exam center, click on the **Edit** icon, make the necessary changes, and then click the **Save** button. If you click the **Cancel** button, the changes will not be applied.

The screenshot shows the 'Examination Center' management page. A modal titled 'Examination Center Details' is open, allowing the user to add a new exam center. The modal contains the following fields:

- Examination *: CS1 - Com Sci
- Center Code *: KNR01
- Center Name *: KNR
- Center State *: Telangana
- Pin Code *: 500055
- City *: Hyderabad
- Address Line One *: Suraram
- Address Line Two *: Hyderabad
- Total Seat Limit *: 40
- Exam Center IP Address *: 192.168.1.1
- DB Connection *: YES

In the background, there is a table of existing exam centers and a list of cities with their respective pin codes and states.

Examination	Center Code	Center Name
25I - avansh	ava234	avatest
BAM - BAMS	KNR-01	KNR-BAMS
BA1 - BAMS Paper-1	KNR-01	KNR-BAMS
BA2 - BAMS Paper-2	KNR-02	KNR-BAMS
CS1 - Com Sci	KNR01	KNR
DE1 - demo	mrvt01	MRVCET
G00 - Line	line00	Gtest
MR2 - Mann shaik	man0012	Mannccentre
MR2 - Mann shaik	ksjs233	man111
MR2 - Mann shaik	tg231	tgshaik
ME1 - ME1	KNR02	KNR

City	PinCode	State	Actions
Nellore	524004		
Telangana	500055		
Hyderabad	500055		
Hyderabad	500055		
Hyderabad	500055		
Hyderabad	500055		
Nellore	524004		
Nellore	524004		
Nellore	524004		
Nellore	524004		
Hyderabad	500055		

The screenshot shows the 'Examination Center' management page with a confirmation dialog box. The dialog box says: 'knruhs.ezytest.in says Are you sure you want to delete this item?' with 'OK' and 'Cancel' buttons.

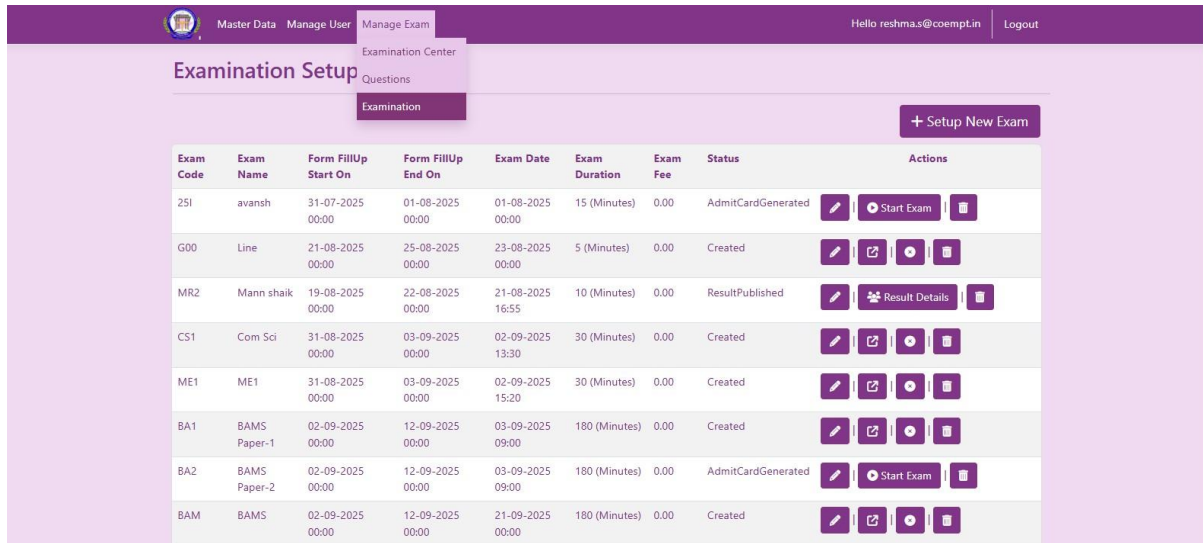
Examination	Center Code	Center Name	Total Seats	City	PinCode	State	Actions
25I - avansh	ava234	avatest	15	abcd, xyz	Nellore	524004	
BAM - BAMS	KNR-01	KNR-BAMS	156	Suraram, Telangana	Telangana	500055	
BA1 - BAMS Paper-1	KNR-01	KNR-BAMS	156	Suraram, Hyderabad	Hyderabad	500055	
BA2 - BAMS Paper-2	KNR-02	KNR-BAMS	156	Suraram, Hyderabad	Hyderabad	500055	
CS1 - Com.Sci	KNR01	KNR	40	Suraram, Hyderabad	Hyderabad	500055	
DE1 - demo	mrvt01	MRVCET	150	Suraram, Hyderabad	Hyderabad	500055	
G00 - Line	line00	Gtest	20	lgh, op	Nellore	524004	
MR2 - Mann shaik	man0012	Mannccentre	18	abc, xyzl	Nellore	524004	
MR2 - Mann shaik	ksjs233	man111	15	nlr, nlr	Nellore	524004	
MR2 - Mann shaik	tg231	tgshaik	15	nepal, bihar	Nellore	524004	
ME1 - ME1	KNR02	KNR	50	Suraram, Hyderabad	Hyderabad	500055	

Adding New Exam Center

Flow: Login as Super Admin -> Navigate to **Manage Exam** Main Menu -> Click on **Examination Center** Sub Menu. Click on **Add New Exam Center**.

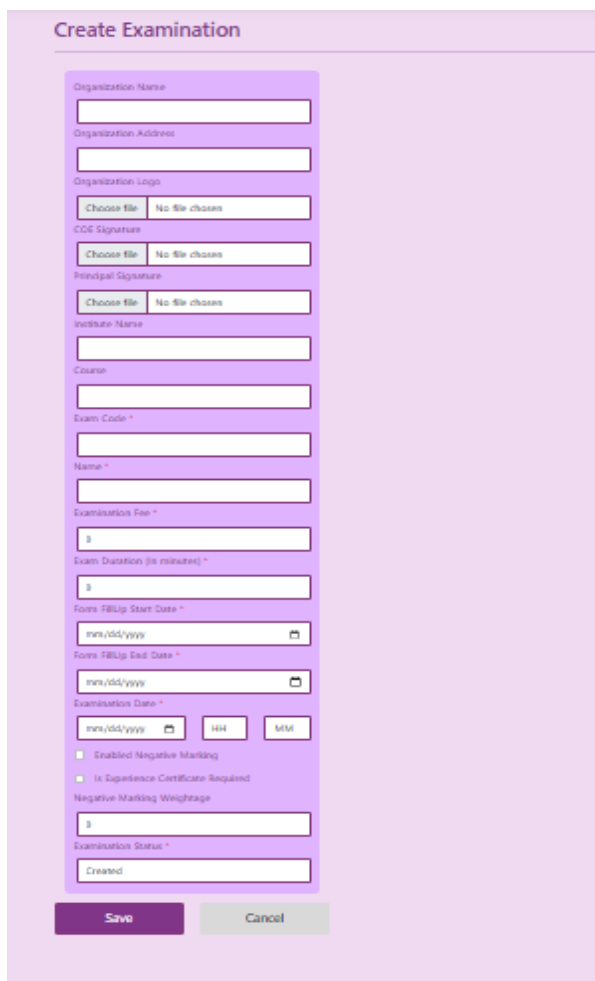
Pre-condition: Create **New Exam Setup**

Flow: Login as Super Admin -> Navigate to **Manage Exam** Main Menu -> Click on **Examination Center** Sub Menu.



Exam Code	Exam Name	Form FillUp Start On	Form FillUp End On	Exam Date	Exam Duration	Exam Fee	Status	Actions
251	avansh	31-07-2025 00:00	01-08-2025 00:00	01-08-2025 00:00	15 (Minutes)	0.00	AdmitCardGenerated	
G00	Line	21-08-2025 00:00	25-08-2025 00:00	23-08-2025 00:00	5 (Minutes)	0.00	Created	
MR2	Mann shaik	19-08-2025 00:00	22-08-2025 00:00	21-08-2025 16:55	10 (Minutes)	0.00	ResultPublished	
CS1	Com Sci	31-08-2025 00:00	03-09-2025 00:00	02-09-2025 13:30	30 (Minutes)	0.00	Created	
ME1	ME1	31-08-2025 00:00	03-09-2025 00:00	02-09-2025 15:20	30 (Minutes)	0.00	Created	
BA1	BAMS Paper-1	02-09-2025 00:00	12-09-2025 00:00	03-09-2025 09:00	180 (Minutes)	0.00	Created	
BA2	BAMS Paper-2	02-09-2025 00:00	12-09-2025 00:00	03-09-2025 09:00	180 (Minutes)	0.00	AdmitCardGenerated	
BAM	BAMS	02-09-2025 00:00	12-09-2025 00:00	21-09-2025 00:00	180 (Minutes)	0.00	Created	

Click on the **Setup New Exam** button, fill in all the mandatory fields, and click on the **Save** button



Create Examination

Organization Name

Organization Address

Organization Logo
 No file chosen

COC Signature
 No file chosen

Principal Signature
 No file chosen

Institute Name

Course

Exam Code *

Name *

Examination Fee *

Exam Duration (in minutes) *

Form FillUp Start Date *

Form FillUp End Date *

Examination Date *

☐ Enabled Negative Marking

☐ Is Experience Certificate Required

Negative Marking Weightage

Examination Status *

Edit Examination

Organization Name

Organization Address

Organization Logo

CCE Signature

Principal Signature

Institute Name

Course

Exam Code *

Name *

Examination Fee *

Exam Duration (in minutes) *

Form FillUp Start Date *

Form FillUp End Date *

Examination Date *

☐ Enabled Negative Marking

☐ Is Experience Certificate Required

Negative Marking Weightage

Examination Status *

[+ Setup New Exam](#)

Exam Code	Exam Name	Form FillUp Start On	Form FillUp End On	Exam Date	Exam Duration	Exam Fee	Status	Actions
ZSI	avansh	31-07-2025 00:00	01-08-2025 00:00	01-08-2025 00:00	15 (Minutes)	0.00	AdmitCardGenerated	
G00	Line	21-08-2025 00:00	25-08-2025 00:00	23-08-2025 00:00	5 (Minutes)	0.00	Created	
MR2	Mann shaik	19-08-2025 00:00	22-08-2025 00:00	21-08-2025 16:00	10 (Minutes)	0.00	ResultPublished	
CS1	Com Sci	31-08-2025 00:00	03-09-2025 00:00	02-09-2025 13:30	30 (Minutes)	0.00	Created	
ME1	ME1	31-08-2025 00:00	03-09-2025 00:00	02-09-2025 15:20	30 (Minutes)	0.00	Created	
BA1	BAMS Paper-1	02-09-2025 00:00	12-09-2025 00:00	03-09-2025 09:00	180 (Minutes)	0.00	Created	
BA2	BAMS Paper-2	02-09-2025 00:00	12-09-2025 00:00	03-09-2025 09:00	180 (Minutes)	0.00	AdmitCardGenerated	
BAM	BAMS	02-09-2025 00:00	12-09-2025 00:00	21-09-2025 00:00	180 (Minutes)	0.00	Created	
DE1	demo	02-09-2025 00:00	09-09-2025 00:00	03-09-2025 16:22	90 (Minutes)	0.00	TestInProgress	

Flow: Login as Super Admin -> Navigate to **Manage Exam** Main Menu -> Click on **Examination Center** Sub Menu.

Click on **Add New Exam Center** button, below pop-up will open.

Examination Center

Examination Center Details

Examination *
<- Select Examination ->

Center Code *
KNR01

Center Name *
KNR

Center State *
<- Select State ->

Pin Code *
500055

City *
Hyderabad

Address Line One *
Suraram

Address Line Two *
Hyderabad

Total Seat Limit *
40

Exam Center IP Address *
192.168.1.1

DB Connection *
YES

Save Cancel

Examination	Center Code	Center Name	City	PinCode	State	Actions
251 - avansh	ava234	avatest	Nellore	524004		
BAM - BAMS	KNR-01	KNR-BAMS	Hyderabad	500055	Telangana	
BA1 - BAMS Paper-1	KNR-01	KNR-BAMS	Hyderabad	500055		
BA2 - BAMS Paper-2	KNR-02	KNR-BAMS	Hyderabad	500055		
CS1 - Com Sci	KNR01	KNR	Hyderabad	500055		
DE1 - demo	mr01	MRVCET	Hyderabad	500055		
G00 - Line	line00	Gtest	Nellore	524004		
MR2 - Mann shaik	man0012	Mannccent	Nellore	524004		
MR2 - Mann shaik	ksj233	man111	Nellore	524004		
MR2 - Mann shaik	tg231	tgshaik	Nellore	524004		
ME1 - ME1	KNR02	KNR	Hyderabad	500055		

Choose the already added Examination from the dropdown, and enter all the mandatory fields and click on **Save**

Examination Center

Examination Center Details

Examination *
CS1 - Com Sci

Center Code *
KNR01

Center Name *
KNR

Center State *
Telangana

Pin Code *
500055

City *
Hyderabad

Address Line One *
Suraram

Address Line Two *
Hyderabad

Total Seat Limit *
40

Exam Center IP Address *
192.168.1.1

DB Connection *
YES

Save Cancel

Examination	Center Code	Center Name	City	PinCode	State	Actions
251 - avansh	ava234	avatest	Nellore	524004		
BAM - BAMS	KNR-01	KNR-BAMS	Hyderabad	500055	Telangana	
BA1 - BAMS Paper-1	KNR-01	KNR-BAMS	Hyderabad	500055		
BA2 - BAMS Paper-2	KNR-02	KNR-BAMS	Hyderabad	500055		
CS1 - Com Sci	KNR01	KNR	Hyderabad	500055		
DE1 - demo	mr01	MRVCET	Hyderabad	500055		
G00 - Line	line00	Gtest	Nellore	524004		
MR2 - Mann shaik	man0012	Mannccent	Nellore	524004		
MR2 - Mann shaik	ksj233	man111	Nellore	524004		
MR2 - Mann shaik	tg231	tgshaik	Nellore	524004		
ME1 - ME1	KNR02	KNR	Hyderabad	500055		

Flow: Login as Super Admin -> Navigate to **Manage Exam** Main Menu -> Click on **Questions** Sub Menu.

Upload Questions


CS1 - Com Sci -Select Subject to Filter- -Select Difficulty Level to Filter- Download Questions

The counts and list is showing for selected examination (CS1 - Com Sci)

Subject	Level	Question Preview	Answer Description
Biology	Low	Question - 1 a. (A+B+2ab) b. $V=1/3 * 3.14 R^2 H$ (Correct Option) c. 0 d. None of these	Choose the correct answer
Biology	Low	Question - 2 a. None of these b. $*3.14 R^2 H$ c. A sq (Correct Option) d. (A+B+2ab)	Choose the correct answer
Chemistry	High	Question - 3 a. Sphered (Correct Option) b. Flat	Choose the correct answer from the image

Click on **+Icon**

Choose the examination

[Master Data](#) [Manage User](#) [Manage Exam](#)

Hello reshma.s@coemtp.in [Logout](#)

Upload Questions

Examination

-Select Examination-

upload Questions

Choose file

No file chosen

Save Questions

Save

Download Template

CS1 - Com Sci

-Select Subject to Filter-

-Select Difficulty Level to Filter-

Download Questions

The counts and list is showing for selected examination (CS1 - Com Sci)

Total Questions : 8


Low level : 6

Medium level : 1

High level : 1

Update no of Questions

Subject	Level	Question Preview	Answer Description
Biology	Low	Question - 1 a. $(A+B+2ab)$ b. $V=1/3 * 3.14 Rsq H$ (Correct Option) c. 0 d. None of these	Choose the correct answer
Biology	Low	Question - 2 a. None of these b. $*3.14 Rsq H$ c. A sq (Correct Option) d. $(A+B+2ab)$	Choose the correct answer

[Master Data](#) [Manage User](#) [Manage Exam](#)

Hello reshma.s@coemtp.in [Logout](#)

Upload Questions

Examination

Com Sci

upload Questions

Choose file

QuestionsTemplate (7).xlsx

Save Questions

Save

Download Template

CS1 - Com Sci

-Select Subject to Filter-

-Select Difficulty Level to Filter-

Download Questions

The counts and list is showing for selected examination (CS1 - Com Sci)

Total Questions : 8

Low level : 6

Medium level : 1

High level : 1

Update no of Questions

Subject	Level	Question Preview	Answer Description
Biology	Low	Question - 1 a. $(A+B+2ab)$ b. $V=1/3 * 3.14 Rsq H$ (Correct Option) c. 0 d. None of these	Choose the correct answer
Biology	Low	Question - 2 a. None of these b. $*3.14 Rsq H$ c. A sq (Correct Option) d. $(A+B+2ab)$	Choose the correct answer

Questions will uploaded successfully as shown below.

Questions uploaded successfully.

Upload Questions

CS1 - Com Sci -Select Subject to Filter- -Select Difficulty Level to Filter- Download Questions

The counts and list is showing for selected examination (CS1 - Com Sci)

Total Questions : 4 Low level : 4 Medium level : 0 High level : 0

Update no of Questions

Subject	Level	Question Preview	Answer Description
Biology	Low	Question - 1 a. (A+B+2ab) b. 0 c. None of these d. $V=1/3 * 3.14 R^2 H$ (Correct Option)	Choose the correct answer
Biology	Low	Question - 2 a. A sq (Correct Option) b. (A+B+2ab) c. $*3.14 R^2 H$ d. None of these	Choose the correct answer

Flow: Login as Super Admin -> Navigate to **Manage Exam** Main Menu -> Click on **Examination** Sub Menu.

Examination Setup

+ Setup New Exam

Exam Code	Exam Name	Form FillUp Start On	Form FillUp End On	Exam Date	Exam Duration	Exam Fee	Status	Actions
25I	avansh	31-07-2025 00:00	01-08-2025 00:00	01-08-2025 00:00	15 (Minutes)	0.00	AdmitCardGenerated	[Edit] [Start Exam] [Delete]
G00	Line	21-08-2025 00:00	25-08-2025 00:00	23-08-2025 00:00	5 (Minutes)	0.00	Created	[Edit] [Copy] [Start Exam] [Delete]
MR2	Mann shaik	19-08-2025 00:00	22-08-2025 00:00	21-08-2025 16:55	10 (Minutes)	0.00	ResultPublished	[Edit] [Result Details] [Delete]
CS1	Com Sci	31-08-2025 00:00	03-09-2025 00:00	02-09-2025 13:30	30 (Minutes)	0.00	Created	[Edit] [Copy] [Start Exam] [Delete]

Examination Setup

knruhs.ezytest.in says
Copied the Applicant Register Link: <https://knruhs.ezytest.in/Account/StudentRegistration?examCode=CS1>

OK

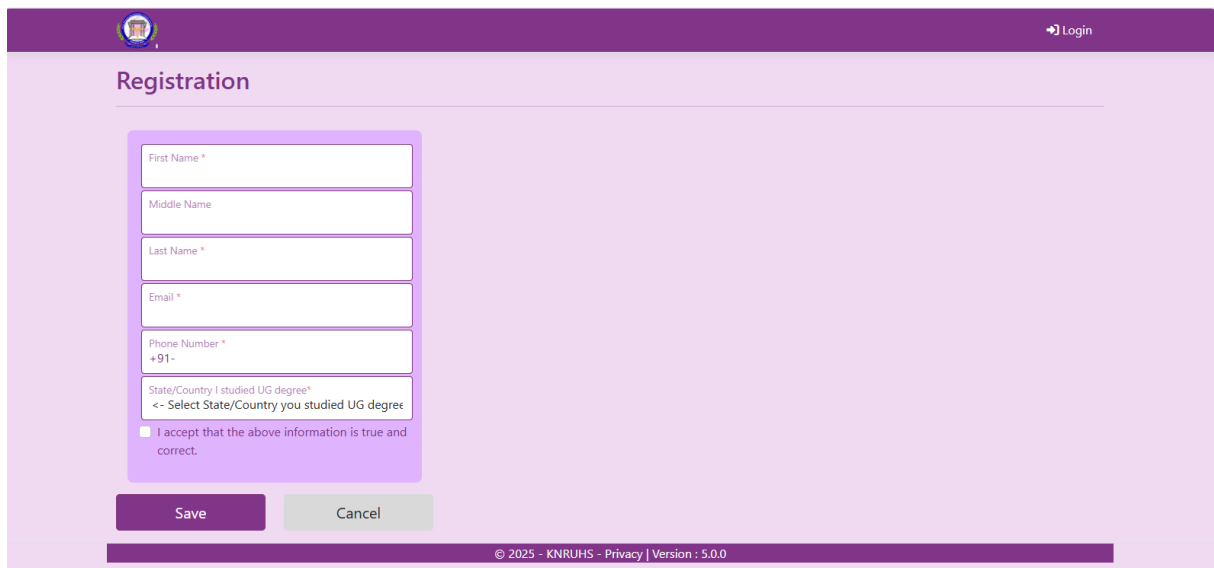
+ Setup New Exam

Exam Code	Exam Name	Form FillUp Start On	Form FillUp End On	Exam Date	Exam Duration	Exam Fee	Status	Actions
25I	avansh	31-07-2025 00:00	01-08-2025 00:00	01-08-2025 00:00	15 (Minutes)	0.00	AdmitCardGenerated	[Edit] [Start Exam] [Delete]
G00	Line	21-08-2025 00:00	25-08-2025 00:00	23-08-2025 00:00	5 (Minutes)	0.00	Created	[Edit] [Copy] [Start Exam] [Delete]
MR2	Mann shaik	19-08-2025 00:00	22-08-2025 00:00	21-08-2025 16:55	10 (Minutes)	0.00	ResultPublished	[Edit] [Result Details] [Delete]
CS1	Com Sci	31-08-2025 00:00	03-09-2025 00:00	02-09-2025 13:30	30 (Minutes)	0.00	Created	[Edit] [Copy] [Start Exam] [Delete]

Click on the **Copy Register** Link

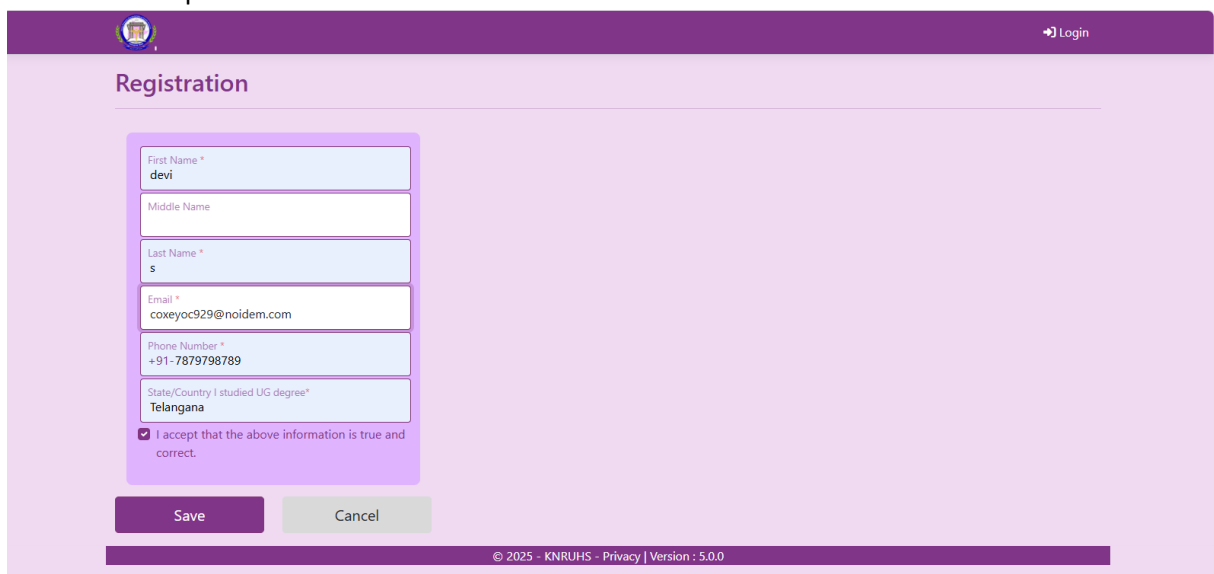
<https://knruhs.ezytest.in/Account/StudentRegistration?examCode=CS1>

Open the new browser window and paste the above link to create new user registration for the existing examination



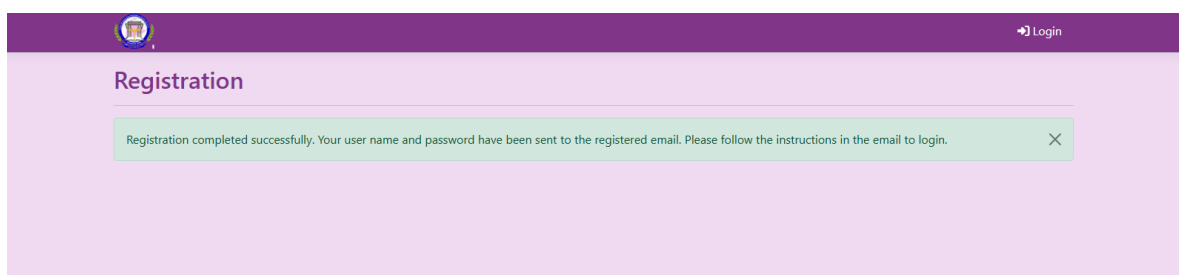
The screenshot shows a registration form with the following fields: First Name *, Middle Name, Last Name *, Email *, Phone Number * (+91-), and State/Country I studied UG degree* (- Select State/Country you studied UG degree). There is an unchecked checkbox for "I accept that the above information is true and correct." and "Save" and "Cancel" buttons at the bottom.

Fill in all the mandatory fields with a valid email address. An email will be triggered containing the username and password.



The screenshot shows the registration form with the following filled data: First Name * (devi), Middle Name, Last Name * (s), Email * (cokeyoc929@noidem.com), Phone Number * (+91-7879798789), and State/Country I studied UG degree* (Telangana). The checkbox "I accept that the above information is true and correct." is now checked.


Username and password will be send to the registered email address, as shown below



The screenshot shows a green message box with the text: "Registration completed successfully. Your user name and password have been sent to the registered email. Please follow the instructions in the email to login." with a close button (X).

[BACK TO LIST](#)

Delete
Source



admin.ezytest@coempt.in

Date: 04-09-2025 10:21:51

Subject: User credential details

Dear dev i s

You have successfully registered for Com Sci. Your login details are given below.

User name: CS125TS000032

Password : e&o6hFwI

Please click [here](#) to login.

Please click on application form link and login with User name and Password to complete the payment and application form submission.

Please note that, without successful payment your application will not be considered as valid one.

Please preserve Com Sci entrance test Registration Number and Password. As You are required to download your HALL TICKET/ADMIT CARD using this.


Regards,

KNRUHS Warangal

Helpdesk Number:7032226241 / 8977745855

Email: helpdesk.knruhs@gmail.com

Click on the **Login** button, enter the username and password as per the above email address



Login

Enter your credential to login.


User Name
CS125TS000032

Password


☐ Remember me?

Forgot my password


Log in




1
Remote candidate log in for online exam using secured browser



2
Remote candidate identify verification



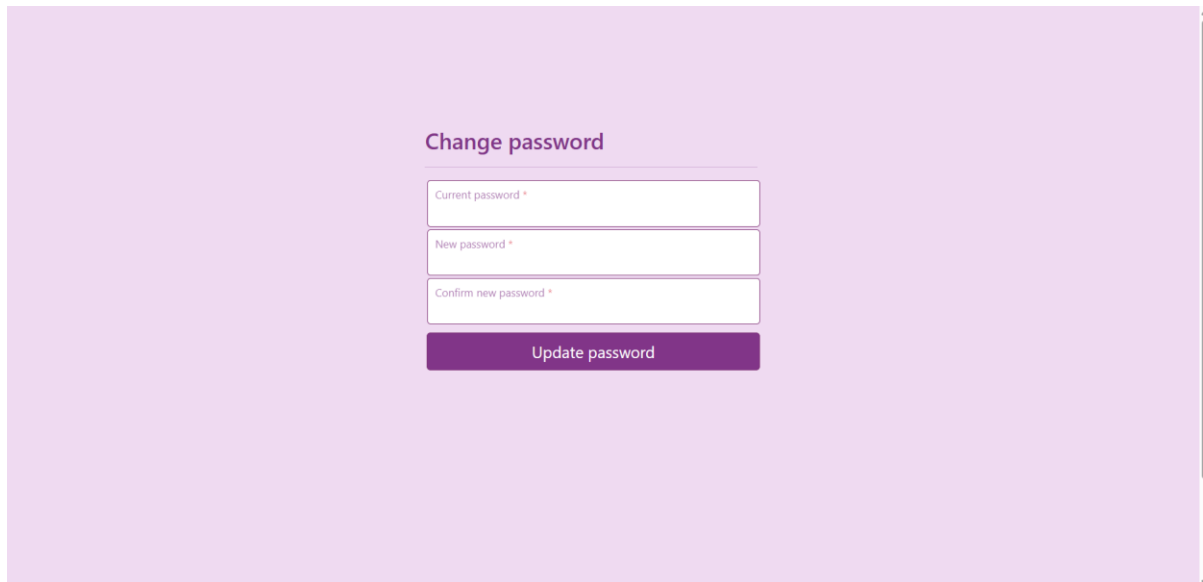
3
Auto Proctoring and cheating detection



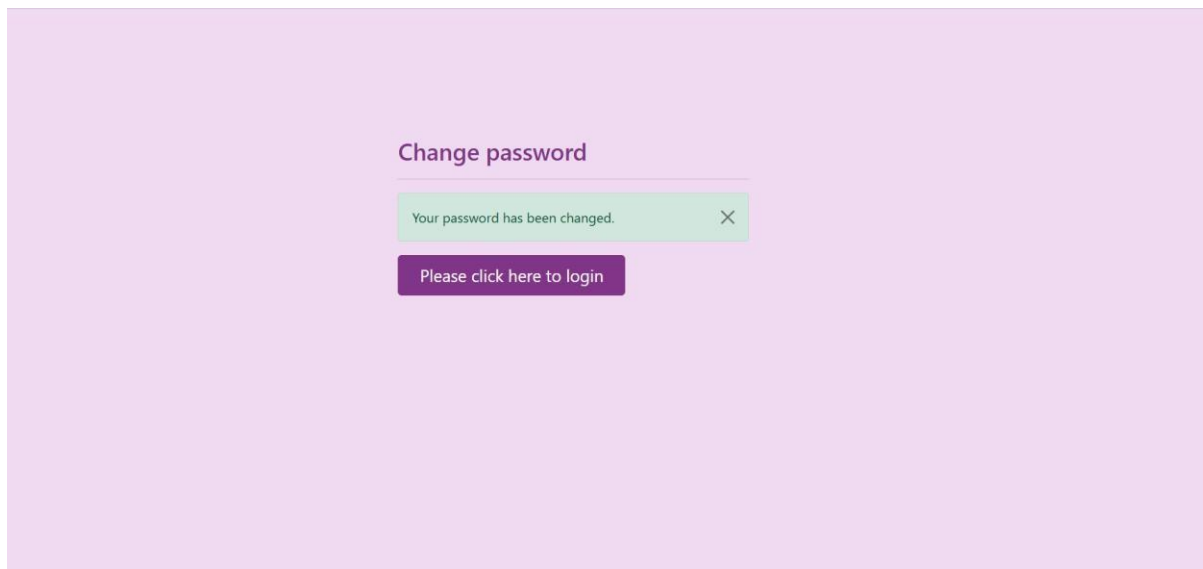
4
Live streaming + Recording

17

Re-set password page will be appears

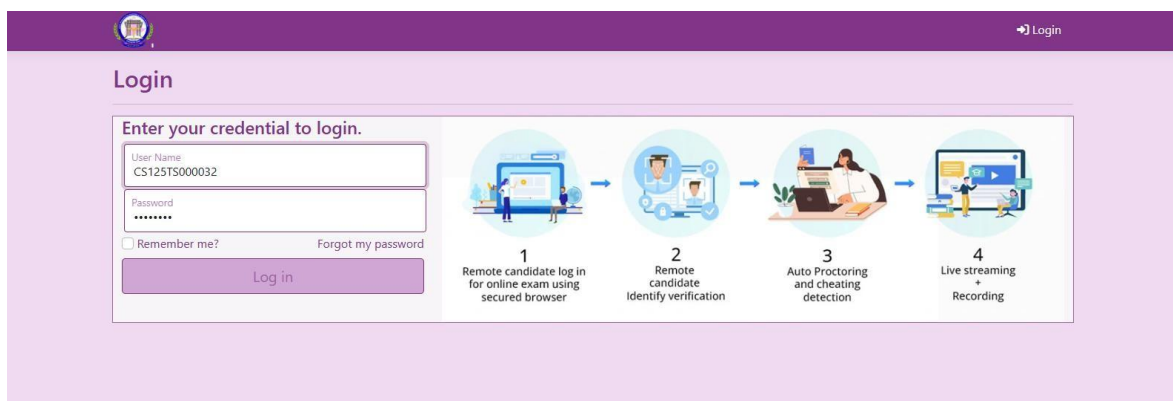


The image shows a 'Change password' form on a light purple background. The form is centered and contains three input fields: 'Current password *', 'New password *', and 'Confirm new password *'. Below these fields is a purple button labeled 'Update password'.




The image shows a confirmation screen for the password change. It features a green message box that says 'Your password has been changed.' with a close icon (X). Below the message box is a purple button labeled 'Please click here to login'.

Click on **Please click here to login** button and log in with newly re-set password



The image shows a login page with a purple header. The header contains a logo on the left and a 'Login' link on the right. The main content area is titled 'Login' and contains a form to 'Enter your credential to login.' with fields for 'User Name' (containing 'CS125TS000032') and 'Password' (masked with dots). There are also checkboxes for 'Remember me?' and a link for 'Forgot my password'. A purple 'Log in' button is at the bottom of the form. To the right of the form is a four-step process flow diagram: 1. Remote candidate log in for online exam using secured browser, 2. Remote candidate identify verification, 3. Auto Proctoring and cheating detection, 4. Live streaming + Recording.


Registration Details
Hello CS125TS000032
Logout

123456


Registration DetailsPersonal DetailsContact DetailsEducation DetailsDocument DetailsDeclaration

Registration and Application Details

Applied To	: Com Sci
Application Number	: 25CS100000092
Application Initiation Date & Time	: 04-09-2025 10:21
Application Submission Date & Time	:
Registration Number	: CS125TS000032
Email Id	: coxeyoc929@noidem.com
Mobile No.	: 7879798789
State/Country I studied UG degree	: Telangana
Opted Examination Center	:

Next >>

© 2025 - KNRUHS - Privacy | Version : 5.0.0


Registration Details
Hello CS125TS000032
Logout

123456

Registration DetailsPersonal DetailsContact DetailsEducation DetailsDocument DetailsDeclaration


Personal Details

Name *	devi	Enter Middle Name	s
Father/Husband's Name *	Enter Father/Husband's Name	Mother's Name *	Enter Mother's Name
Date of birth *	mm/dd/yyyy	Gender *	-Select Gender-
Marital Status	-Select Marital Status-	Aadhaar No	NA
Nationality	-Select Nationality-	Category *	-Select Category-
Personal Identification Mark *	Personal Identification Mark	Exam Center *	-Select Exam Center-
Physically Challenged*	<input type="radio"/> Yes <input checked="" type="radio"/> No		

<< Back

Save & Next >>

© 2025 - KNRUHS - Privacy | Version : 5.0.0


Registration Details
Hello CS125TS000032
Logout

123456

Registration DetailsPersonal DetailsContact DetailsEducation DetailsDocument DetailsDeclaration


Personal Details

Name *	devi	Enter Middle Name	s
Father/Husband's Name *	varun	Mother's Name *	anu
Date of birth *	05/05/2000	Gender *	Female
Marital Status	Unmarried	Aadhaar No	NA
Nationality	Indian	Category *	General
Personal Identification Mark *	Mole on the right arm	Exam Center *	KNR01 - KNR
Physically Challenged*	<input type="radio"/> Yes <input checked="" type="radio"/> No		

<< Back

Save & Next >>

© 2025 - KNRUHS - Privacy | Version : 5.0.0


Registration Details
Hello CS125TS000032
Logout

123456

Registration DetailsPersonal DetailsContact DetailsEducation DetailsDocument DetailsDeclaration

Current Address

Address 1 *
City *
State *

Enter Address 1
Enter City
-Select State-

Address 2
PIN Code *
Country *

Enter Address 2
Enter PIN Code
India

☐ Same as Current Address

Permanent Address

Address 1 *
City *
State *

Enter Address 1
Enter City
Telangana

Address 2
PIN Code *
Country *


Enter Address 2
Enter PIN Code
India

☐ Same as Current Address

<< Back

Save & Next >>

© 2025 - KNRUHS - Privacy | Version : 5.0.0


Registration Details
Hello CS125TS000032
Logout

123456

Registration DetailsPersonal DetailsContact DetailsEducation DetailsDocument DetailsDeclaration

Current Address

Address 1 *
City *
State *

Suraram
Hyderabad
Telangana

Address 2
PIN Code *
Country *

Hyderabad
489454
India

☐ Same as Current Address

Permanent Address

Address 1 *
City *
State *

Enter Address 1
Enter City
-Select State-

Address 2
PIN Code *
Country *


Enter Address 2
Enter PIN Code
India

☐ Same as Current Address

<< Back

Save & Next >>

© 2025 - KNRUHS - Privacy | Version : 5.0.0


Registration Details
Hello CS125TS000032
Logout

123456

Registration DetailsPersonal DetailsContact DetailsEducation DetailsDocument DetailsDeclaration

Current Address

Address 1 *
City *
State *

Suraram
Hyderabad
Telangana

Address 2
PIN Code *
Country *

Hyderabad
489454
India

☒ Same as Current Address

Permanent Address

Address 1 *
City *
State *

Suraram
Hyderabad
Telangana

Address 2
PIN Code *
Country *


Hyderabad
489454
India

☐ Same as Current Address

<< Back

Save & Next >>

© 2025 - KNRUHS - Privacy | Version : 5.0.0


Registration Details
Hello CS125TS000032
Logout

1
2
3
4
5
6


Registration Details
Personal Details
Contact Details
Education Details
Document Details
Declaration

Education Details

Qualification	Course / Stream	Board / University	Institute	Year	Total	Secured	%	Certificates
+ Add Qualification								

<< Back
Save & Next >>


© 2025 - KNRUHS - Privacy | Version : 5.0.0


Registration Details
Hello CS125TS000032
Logout

1
2
3
4
5
6


Registration Details
Personal Details
Contact Details
Education Details
Document Details
Declaration

Education Details

Qualification	Course / Stream	Board / University	Institute	Year	Total	Secured	%	Certificates
UG AGUSH	BAMS	xyz	abc	2023	600	80	80	Choose File 
+ Add Qualification								

<< Back
Save & Next >>

© 2025 - KNRUHS - Privacy | Version : 5.0.0


Registration Details
Hello CS125TS000032
Logout

1
2
3
4
5
6

Registration Details
Personal Details
Contact Details
Education Details
Document Details
Declaration

Document Details

Passport Photo *


Choose File
No file chosen

Signature *

Choose File
No file chosen

<< Back
Save & Next >>

© 2025 - KNRUHS - Privacy | Version : 5.0.0


Registration Details
Hello CS125TS000032
Logout

1
2
3
4
5
6

Registration Details
Personal Details
Contact Details
Education Details
Document Details
Declaration

Document Details

1
Passport Photo *


Choose File
image 2.jpg

1
Signature *

Choose File
Sign.jpg

<< Back
Save & Next >>

© 2025 - KNRUHS - Privacy | Version : 5.0.0


Registration Details
Hello CS125TS000032
Logout

1
2
3
4
5
6

Registration Details
Personal Details
Contact Details
Education Details
Document Details
Declaration

Declaration

I, **devi s**, born on **05-05-2000**, hereby declare that the information provided in my application and the accompanying documents are true, complete, and accurate to the best of my knowledge.

I understand that any misrepresentation or omission of facts in my application or documents may result in the denial of admission or expulsion from the institution.

I consent to the verification of the documents and information provided and understand that the institution reserves the right to request additional documentation if necessary.


☒ I accept that the above information is true and correct.
Date: 04-09-2025

<< Back
Download Preview
Submit

© 2025 - KNRUHS - Privacy | Version : 5.0.0

On clicking the Download Preview button, the PDF will be downloaded as shown below.

Preview Version



Application Form of BAMS



Registration and Application Details

1 Application Number	25BAM00000072
2 Application Initiation Date & Time	03-09-2025 11:32
3 Application Submission Date & Time	
4 Registration Number	BAM25TS000012
5 State/Country I studied UG degree	Telangana
5 Opted Examination Center	KNR-BAMS

Personal Details

1 Name	Durga a	10 Aadhaar No	
2 Father/Husband's Name	varun	11 ABC No	NA
3 Mother's Name	anu	12 Nationality	Indian
4 Email Id	DurgaDevi.Sakthivel@coempt.in	13 Religion	NA
5 Mobile No	7847879897	14 Reservation Category	General
6 Date of birth	05-05-2000	15 Personal Identification Mark	fa
7 Gender	Female	16 Disability Percentage	10
8 Marital Status	Unmarried	17 Is ExServiceman	No
9 Blood Group	NA	18 Is FreedomFighter	No
19 Is KashmiriMigrant	No		

Address Details

Current Address	Permanent Address
Suraram, Hyderabad, Hyderabad, 500038, , India	Suraram, Hyderabad, Hyderabad, 500038, , India

Education Details

Qualification	Course / Stream	Board / University	Institute	Year of Passing	Total Mark	Marks Secured / CGPA	% of Marks
UG AGUSH	BAMS	xyz	abc	2023	600	80	80

Your payment is pending

Declaration


I, **Durga a**, born on **05-05-2000**, hereby declare that the information provided in my application and the accompanying documents are true, complete, and accurate to the best of my knowledge.

I understand that any misrepresentation or omission of facts in my application or documents may result in the denial of admission or expulsion from the institution.

I consent to the verification of the documents and information provided and understand that the institution reserves the right to request additional documentation if necessary.

I accept that the above information is true and correct.
Date: 03-09-2025

IP Address : 106.219.176.169 Generated on : 03-09-2025 11:36


Registration Details
Hello CS125TS000032
Logout

1
2
5
6

Registration Details
Personal Details
Contact Details
Education Details
Document Details
Declaration

Declaration


I, **devi s**, born on **05-05-2000**, hereby declare that the information provided in my application and the accompanying documents are true, complete, and accurate to the best of my knowledge.
I understand that any misrepresentation or omission of facts in my application or documents may result in the denial of admission or expulsion from the institution.

I consent to the verification of the documents and information provided and understand that the institution reserves the right to request additional documentation if necessary.

☒ I accept that the above information is true and correct.
Date: 04-09-2025

Back
Download Preview
Submit

© 2025 - KNRUHS - Privacy | Version : 5.0.0


Registration Details
Hello CS125TS000032
Logout

Your form is submitted successfully.


Registration and Application Details

You will get email once hall ticket is generated.


Applied To	: Com Sci
Application Number	: 25CS100000092
Application Initiation Date & Time	: 04-09-2025 10:21
Application Submission Date & Time	: 04-09-2025 10:39
Registration Number	: CS125TS000032
Email Id	: coxeyoc929@noidem.com
Mobile No.	: 7879798789
State/Country I studied UG degree	: Telangana
Opted Examination Center	: KNR
Paid Amount	: 0.00
Payment TransactionId	: paymentTransactionId
Payment Status	: Success
Payment Date	: 04-09-2025 10:39

Download Form

© 2025 - KNRUHS - Privacy | Version : 5.0.0



Application Form of BAMS



Registration and Application Details

1	Application Number	25BAM00000072
2	Application Initiation Date & Time	03-09-2025 11:32
3	Application Submission Date & Time	03-09-2025 11:37
4	Registration Number	BAM25TS000012
5	State/Country I studied UG degree	Telangana
5	Opted Examination Center	KNR-BAMS

Personal Details

1	Name	Durga a	10	Aadhaar No	
2	Father/Husband's Name	varun	11	ABC No	NA
3	Mother's Name	anu	12	Nationality	Indian
4	Email Id	DurgaDevi Sakthivel@coemtp.in	13	Religion	NA
5	Mobile No	7847879897	14	Reservation Category	General
6	Date of birth	05-05-2000	15	Personal Identification Mark	fa
7	Gender	Female	16	Disability Percentage	10
8	Marital Status	Unmarried	17	Is ExServiceman	No
9	Blood Group	NA	18	Is FreedomFighter	No
19	Is KashmiriMigrant	No			

Address Details

Current Address		Permanent Address	
Suraram, Hyderabad, Hyderabad, 500038, , India		Suraram, Hyderabad, Hyderabad, 500038, , India	

Education Details

Qualification	Course / Stream	Board / University	Institute	Year of Passing	Total Mark	Marks Secured / CGPA	% of Marks
UG AGUSH	BAMS	xyz	abc	2023	600	80	80

Payment Info

Paid Amount	0.00	TransactionId	paymentTransactionId
Payment Status	Success	Payment Date	03-09-2025 11:37


Declaration

I, **Durga a**, born on **05-05-2000**, hereby declare that the information provided in my application and the accompanying documents are true, complete, and accurate to the best of my knowledge.
I understand that any misrepresentation or omission of facts in my application or documents may result in the denial of admission or expulsion from the institution.

I consent to the verification of the documents and information provided and understand that the institution reserves the right to request additional documentation if necessary.

I accept that the above information is true and correct.
Date: 03-09-2025

IP Address : 106.219.176.169 Generated on : 03-09-2025 11:37

























Master Data Manage User Manage Exam

Hello reshma.s@coemtp.in Logout

Examination Setup

+ Setup New Exam

Exam Code	Exam Name	Form FillUp Start On	Form FillUp End On	Exam Date	Exam Duration	Exam Fee	Status	Actions
25I	avansh	31-07-2025 00:00	01-08-2025 00:00	01-08-2025 00:00	15 (Minutes)	0.00	AdmitCardGenerated	  
G00	Line	21-08-2025 00:00	25-08-2025 00:00	23-08-2025 00:00	5 (Minutes)	0.00	Created	   
MR2	Mann shaik	19-08-2025 00:00	22-08-2025 00:00	21-08-2025 16:55	10 (Minutes)	0.00	ResultPublished	  
CS1	Com Sci	01-09-2025 00:00	06-09-2025 00:00	04-09-2025 13:30	30 (Minutes)	0.00	Created	   
ME1	ME1	31-08-2025 00:00	03-09-2025 00:00	02-09-2025 15:20	30 (Minutes)	0.00	Created	   
BA1	BAMS Paper-1	02-09-2025 00:00	12-09-2025 00:00	03-09-2025 09:00	180 (Minutes)	0.00	Created	   

Click on **Edit** button, change the dates as per the requirements

Com Sci

Examination Fee *

0.00

Exam Duration (In minutes) *

30

Form FillUp Start Date *

09/01/2025

Form FillUp End Date *

09/06/2025

Examination Date *

09/04/2025

13

30

☐ Enabled Negative Marking

☐ Is Experience Certificate Required

Negative Marking Weightage

0

Examination Status *

Created

SaveCancel

Com Sci

Examination Fee *

0.00

Exam Duration (In minutes) *

30

Form FillUp Start Date *

09/01/2025

Form FillUp End Date *

<- Select Examination Status ->

Created

FormFillUpCompleted

QuestionSetUp

QuestionReview

AdmitCardGenerated

TestStarted

TestInProgress


TestCompleted

ResultPublished

ExamCompleted

Created














SaveCancel


Master Data
Manage User
Manage Exam


Hello reshma.s@coemtp.in
Logout

Examination Setup

+ Setup New Exam

Exam Code	Exam Name	Form FillUp Start On	Form FillUp End On	Exam Date	Exam Duration	Exam Fee	Status	Actions
25I	avansh	31-07-2025 00:00	01-08-2025 00:00	01-08-2025 00:00	15 (Minutes)	0.00	AdmitCardGenerated	  
G00	Line	21-08-2025 00:00	25-08-2025 00:00	23-08-2025 00:00	5 (Minutes)	0.00	Created	   
MR2	Mann shaik	19-08-2025 00:00	22-08-2025 00:00	21-08-2025 16:55	10 (Minutes)	0.00	ResultPublished	  
CS1	Com Sci	01-09-2025 00:00	06-09-2025 00:00	04-09-2025 13:30	30 (Minutes)	0.00	FormFillUpCompleted	  

Click on the **Generate Admit Card** button. The admit card will be generated. Then, log in as a Student and download the Admit Card.


Master Data
Manage User
Manage Exam














Hello reshma.s@coemtp.in
Logout

knruhs.ezytest.in says
Are you sure you want to generate the Admit Card for Com Sci ?


OK
Cancel

Examination Setup

+ Setup New Exam

Exam Code	Exam Name	Form FillUp Start On	Form FillUp End On	Exam Date	Exam Duration	Exam Fee	Status	Actions
25I	avansh	31-07-2025 00:00	01-08-2025 00:00	01-08-2025 00:00	15 (Minutes)	0.00	AdmitCardGenerated	  
G00	Line	21-08-2025 00:00	25-08-2025 00:00	23-08-2025 00:00	5 (Minutes)	0.00	Created	   
MR2	Mann shaik	19-08-2025 00:00	22-08-2025 00:00	21-08-2025 16:55	10 (Minutes)	0.00	ResultPublished	  
CS1	Com Sci	01-09-2025 00:00	06-09-2025 00:00	04-09-2025 13:30	30 (Minutes)	0.00	FormFillUpCompleted	  

Log in with Student Credential to download the **Admit card**


Registration Details


Hello CS125TS000032
Logout

Registration and Application Details


Applied To	: Com Sci
Application Number	: 25CS100000092
Application Initiation Date & Time	: 04-09-2025 10:21
Application Submission Date & Time	: 04-09-2025 10:39
Registration Number	: CS125TS000032
Email Id	: coxeyoc929@noidem.com
Mobile No.	: 7879798789
State/Country I studied UG degree	: Telangana
Opted Examination Center	: KNR
Paid Amount	: 0.00
Payment TransactionId	: paymentTransactionId
Payment Status	: Success
Payment Date	: 04-09-2025 10:39

Download Form
Download Admit Card

© 2025 - KNRUHS - Privacy | Version : 5.0.0



KALOJI NARAYANA RAO UNIVERSITY OF HEALTH SCIENCES
 WARANGAL TELANGANA STATE: 506 002




HALL TICKET

Exam Name	: BAM
Examination Center	: KNR_BAMS, No: Flat name, Street name, chennai, 600091
Registration Number	: 00725TS000095
Course	: BAMS
Candidates's Name	: devi devi eter
Exam Reporting Date & Time	: 03-09-2025 05:18 PM

Please bring this Hall Ticket with your photograph affixed there on, photo identity proof in original and a photocopy - THIS IS ESSENTIAL. Please hand over this hall ticket and photocopy of photo identity proof duly stapled together to the invigilator. Please write your Roll Number on the photocopy of the photo ID proof. Candidate signature should tally with the signature uploaded. In case of discrepancy, candidate will not be allowed for the examination. The examination will be conducted online. Candidates must enter their Username and Password, which shared in mail, to enter the online exam site. Your name and other details will appear on the screen after login. Please verify and ensure correctness of these details. Disclosure of Roll Number & Password to 3rd party shall be at the risk & responsibility of the candidate.

Instructions for Candidates

- Hall Ticket should be preserved and be presented to the Supervising Officer at the test center and at the time of counselling. Candidate without the valid hall ticket will not be allowed for Entrance Test. Hall Ticket is not transferable and it should not be tampered.
- Candidates will be allowed to enter the examination hall from 04:18 PM to 05:18 PM. They must reach the venue of Entrance examination by the time mentioned above. The test will begin at the time notified. Before the Entrance test begins, the formalities like checking of attendance, obtaining signatures and collection of Hall Ticket along with photo identity proof etc will be done. The University will not be responsible for any delay or disruption in transport.
- Candidates will not be allowed to enter the examination hall after 05:18 PM.
- Candidates should ascertain exact location of the venue well in advance of the date of Entrance examination.
- Candidates will not be allowed to leave the examination hall before 06:18 PM.
- Violation of the above instructions including the instructions issued in regulations will be considered as malpractice in ET and his/her examination will be invalidated and he/she will be disqualified from appearing for the Entrance Test.
- Candidate's admission to the On-line Entrance Test for MPH courses is strictly provisional. The mere fact that the Hall Ticket issued to him/her does not imply that his/her candidature is accepted by the university, and it does not mean that the entries made by him/her in the on-line application for Entrance examination are accepted as true and correct. He/she may please note that the University will take up the verification of eligibility conditions i.e., educational qualifications, Local/ Non-Local area status after duly verifying the relevant certificate at the time of counselling of candidates who qualify in the Entrance examination. If the information furnished by him/her in the application is incorrect, his/her candidature is liable to be cancelled and further action that is deemed fit in the case will be taken.
- The candidates must bring Hall Ticket along with photo identity proof (such as passport/PAN Card/Driving License/Voter's Card/Bank Passbook with duly attested photograph/identity card issued by college/identity card issued by Gazetted officer in the official letterhead in original / Unique identification card (Aadhar) in original as well as a photocopy. The candidates name as appearing in the Hall Ticket (provided by him/her during the process of registration) should exactly match the name as appearing on the photo identity proof. If there is any mismatch between the name indicated in the Hall Ticket and photo identity proof, he/she will not be allowed to appear for the Entrance examination. The photocopy of photo identity proof should be submitted along with Hall Ticket to the invigilator in the examination hall, failing which the candidate will not be permitted to appear for the test.
- The candidate will have to affix his/her signature and left thumb impression, in the space provided, in the presence of the invigilator.
- Books, notebooks, calculators, cell phones and other electronic gadgets are not permitted into the examination hall. Cell phones, calculators, or any electronic watches or any such devices are not allowed inside the premises of the examination venue, as arrangement for their safekeeping cannot be assured. Any candidate found resorting to any unfair means including giving/ receiving help to/from any candidate during the Entrance test will be disqualified. The candidate should be vigilant to ensure that no other candidate is able to copy from his/her answers.
- If any candidate adopts to any unfair means or commit any malpractice/misconduct while appearing for the examination, his/her candidature is liable to be summarily cancelled and liable for penal action. Candidates should strictly comply with the directions given to them by the test administrator/ invigilator. If any candidate is found disregarding these directions, he/she will be liable to be debarred from the Entrance test.
- Anyone found to be disclosing, publishing reproducing, transmitting, or facilitating transmission and storage of test contents in any form or any information therein in whole or part thereof or by any means of verbal or written, electronic or mechanical or taking away the papers supplied in the examination hall or found to be in unauthorized possession of test content is likely to be prosecuted.


 Signature of Convener